

ONLINE PROCEDURE FOR MAKING PAYMENT

The screenshot displays the official website of the Directorate General of Lighthouses and Lightships, Ministry of Shipping. The page features a navigation menu with options like 'ABOUT US', 'DIRECTORATES', and 'AIDS TO MARINE NAVIGATION'. A sidebar on the left lists various services, including 'ONLINE PAYMENT (SOP)'. The main content area highlights the 'Klakkara Lighthouse' with a photograph and a 'Pay your light dues online' button. A 'Gallery' section shows a photo of the Director General, Sh. J. S. Chauhan, and a 'Read more...' link. The footer contains accessibility options, privacy policy, and contact information.

www.dgll.nic.in

दीपस्तंभ और दीपपोत महानिदेशालय
Directorate General of Lighthouses and Lightships
Ministry of Shipping

Our Mission : Safe navigation in the Indian Waters

RECENT EVENTS

Training on Aids to Marine Navigation from 1st May 2017 to 5th May 2017 at Training Centre, Kolkata

DGILL DESK

PUBLICATIONS/REPORTS

RECRUITMENT

TOURISM AT LIGHTHOUSES

RIGHT TO INFORMATION

CACI

TRAINING

RELATED LINKS

FAQ

ONLINE PAYMENT (SOP)

PROMOTION OF TOURISM

राशनाम की घोषणा

GST

Pay your light dues online

Klakkara Lighthouse

Directorate General of Lighthouses and Lightships

The Directorate General of Lighthouses and Lightships is a subordinate office under the Ministry of Shipping. It provides General Aids to Marine Navigation along the Indian Coast. The Headquarters of the Directorate is at Noida (U.P). For administrative control the entire coastline has been divided into Nine Districts having their offices at Gandhidham, Jamnagar, Mumbai, Goa, Kochi, Chennai, Visakhapatnam, Kolkata and Port Blair....

Sh. J. S. Chauhan
Director General

Read more...

Gallery

INDIA
SUMMIT 2016

India.gov.in
The website of India

Accessibility Options | Privacy Policy | Copyright Policy | Term and Condition | Sitemap | Feedback | Archives | Hyperlink Policy | Help | Disclaimer

Visitor Counter: 603410

9/7/2017 10:30 AM



1. Log on to Directorate General of Lighthouses & Lightships (DGLL) Website "www.dgll.nic.in" or Syndicate Bank Website "www.syndicatebank.in" and click the option "Pay Your Light Dues Online" highlighted with a vessel's picture.



दीपस्तंभ और दीपपोत महानिदेशालय
Directorate General of Lighthouses and Lightships
Ministry of Shipping



Our Mission : Safe navigation in the Indian Waters

DGLL Dues Payments

Lightdues Payments - Regular >

Lightdues Payments - Overstay >

Additional Deck Cargo Payment

Please enter your previous form number to pay additional payment for deck cargo.

Form Number :



Enter the captcha code

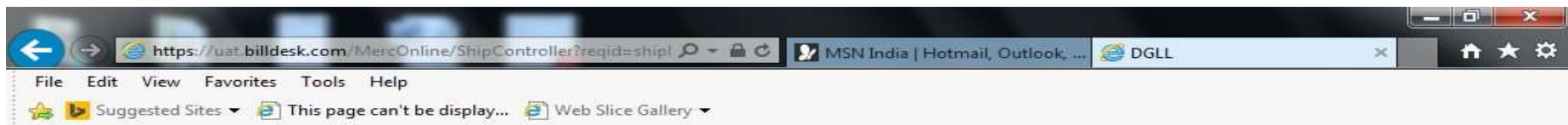
Submit

Note

- Online payment should be made at least 2 to 3 days before departure to avoid any procedural /operational issues.
- Online Payments are not allowed in case departure date is current date or past date.
- In Case of any technical help related to online payment, [click here.](#)
- [Standard operating procedure](#)



2. Click on “Lightdues Payments- Regular” for payment for regular Lightdues and “Lightdues Payments-Overstay” for the Overstay.
3. For any Additional Deck Cargo Payment, enter the previous form number in the box “Form Number” and then enter the captcha code in the box “Enter the captcha code” and click to submit.



दीपस्तंभ और दीपपोत महानिदेशालय
Directorate General of Lighthouses and Lightships
Ministry of Shipping



Our Mission : Safe navigation in the Indian Waters

IDENTIFY SHIP

IMO Number :*	<input type="text" value="27022015"/>	Type of Ship :*	<input type="text" value="General Cargo"/>
Name of Master :*	<input type="text" value="Aaa"/>	Remitter's Name :*	<input type="text" value="Aa"/>
Remitter's Email ID :*	<input type="text" value="a@gmail.com"/>	Remitter's Contact Number :*	<input type="text" value="9999999999"/>
<input type="button" value="PROCEED"/>			

https://uat.billdesk.com/MercOnline/ShipController?reqid=shipPage&reqtoken=w2ezGywg...



4. Enter IMO Number of the vessel in the box "IMO Number".
5. Select Type of Ship from the dropdown in the box "Type of Ship".
6. Enter Name of Master of the Ship in the box "Name of Master".
7. Enter Remitter's Name in the box "Remitter's Name".
8. Enter Remitter's valid Email ID in the box "Remitter's Email ID".
9. Enter Remitter's Contact No. in the box "Remitter's Contact Number".
10. After entering all the information in the given boxes, click to proceed.

SHIP PROFILE

IMO Number :	27022015	Name Of Ship :*	TEST
Type of Ship :	General Cargo	Port or State belonging to (Flag State) :*	BD
Name of Master:	Aaa	NRT:*	1

Payment Selection :
 Regular Light Dues Payment : Registrastion form

PROCEED

Note

- For Container vessel the remitter need to enter Registered TEU value manually.

11. IMO No. , Name of the Ship, Type of the Ship, Port or State belonging to (Flag State), Name of Master and NRT will automatically display.
12. For container vessel the customer has to enter Registered TEU value of the vessel manually.
13. The Customer has to check the information and if the information displayed is correct, then click the proceed button.

Browser window showing the URL: <https://uat.billdesk.com/MercOnline/ShipController?reqid=shipInd>. The browser interface includes standard navigation buttons (back, forward, home, star, settings) and a menu bar with options like File, Edit, View, Favorites, Tools, and Help. Below the menu bar, there are suggestions for 'Suggested Sites' and a message 'This page can't be display...'. The browser also shows several open tabs, including 'MSN India | Hotmail, Outlook, ...' and 'DGLL'.


दीपस्तंभ और दीपपोत महानिदेशालय
Directorate General of Lighthouses and Lightships
 Ministry of Shipping
Our Mission : Safe navigation in the Indian Waters


ILH-9: LIGHT DUES(INDIAN COAST LIGHTS)

Serial Number :	000744	Date :	16/05/2015
Custom House :	NCH Mumbai	DMO No. :	27022015
Name Of Ship :	TEST	Port or State belonging to (Flag State) :	BD
Name of Master :	Ass		

ON A VOYAGE

From :	GB-LON-London	To :	SG-SIN-Singapore
Date of Arrival :	16/05/2015	Date of Departure :	09/06/2015
Date on which dues became Payable :	16/05/2015	Name of port in India at which dues were last paid :	VTZ-Vishakhapatnam
NRT:	1	Whether Additional Deck Cargo (other than Container Vessel) :	No

Remark :

Declaration - I hereby certify that the information provided herein is complete and accurate and that I am conversant to the provisions of Lighthouses Act 1917 for the payment of Light dues.

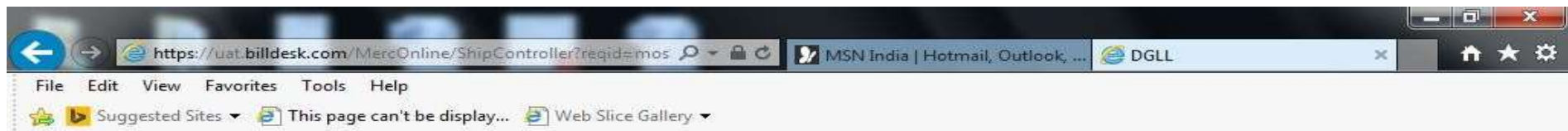
PROCEED

Note: Online Payments are not allowed in case departure date is current date or past date.

Windows taskbar showing the Start button, several application icons (Internet Explorer, File Explorer, VLC, Firefox, Word), and system tray icons (network, volume, power). The system clock displays the time as 12:12 and the date as 16-05-2015.

14. A serial no. will automatically generated and display in the box "Serial Number".
15. Current Date will appear in the box "DATE".

16. Select Custom House from the dropdown in the box "Custom House".
17. IMO No., Name of Ship, Port or State belonging to (Flag State) and Name of Master will automatically display.
18. Select from the dropdown that from where the ship is coming and to where the ship is going in the respective boxes of "From" and "To".
Enter the date of arrival of the ship in the box "Date of Arrival".
Enter the date of departure of the ship in the box "Date of Departure".
Enter the date on which the Lightdues is payable in the box "Date on which dues become payable".
Select from the dropdown the name of port in India at which Lightdues were last paid in the box "Name of port in India at which dues were last paid".
23. NRT/TEU will automatically display.
24. Select whether any Additional Deck Cargo (Other than Container vessel) in the box "Whether any Additional Deck Cargo (Other than Container vessel)".
25. If any additional Deck Cargo present, Select Yes otherwise No.
26. In case of YES, an option of NRT will display. Enter the additional tonnage in the box "NRT".
27. If any remark is to be submitted then the same can be written in the box "Remarks".
28. After entering the correct information, click to accept the declaration and then click to proceed.



दीपस्तंभ और दीपपोत महानिदेशालय
Directorate General of Lighthouses and Lightships
Ministry of Shipping



Our Mission : Safe navigation in the Indian Waters

SUMMARY

IMO Number :	<input type="text" value="27022015"/>	Name Of Ship :	<input type="text" value="TEST"/>
NRT:	<input type="text" value="1"/>	Date of Arrival :	<input type="text" value="16/05/2015"/>
Date of Departure :	<input type="text" value="09/06/2015"/>	Date on which dues became Payable :	<input type="text" value="16/05/2015"/>

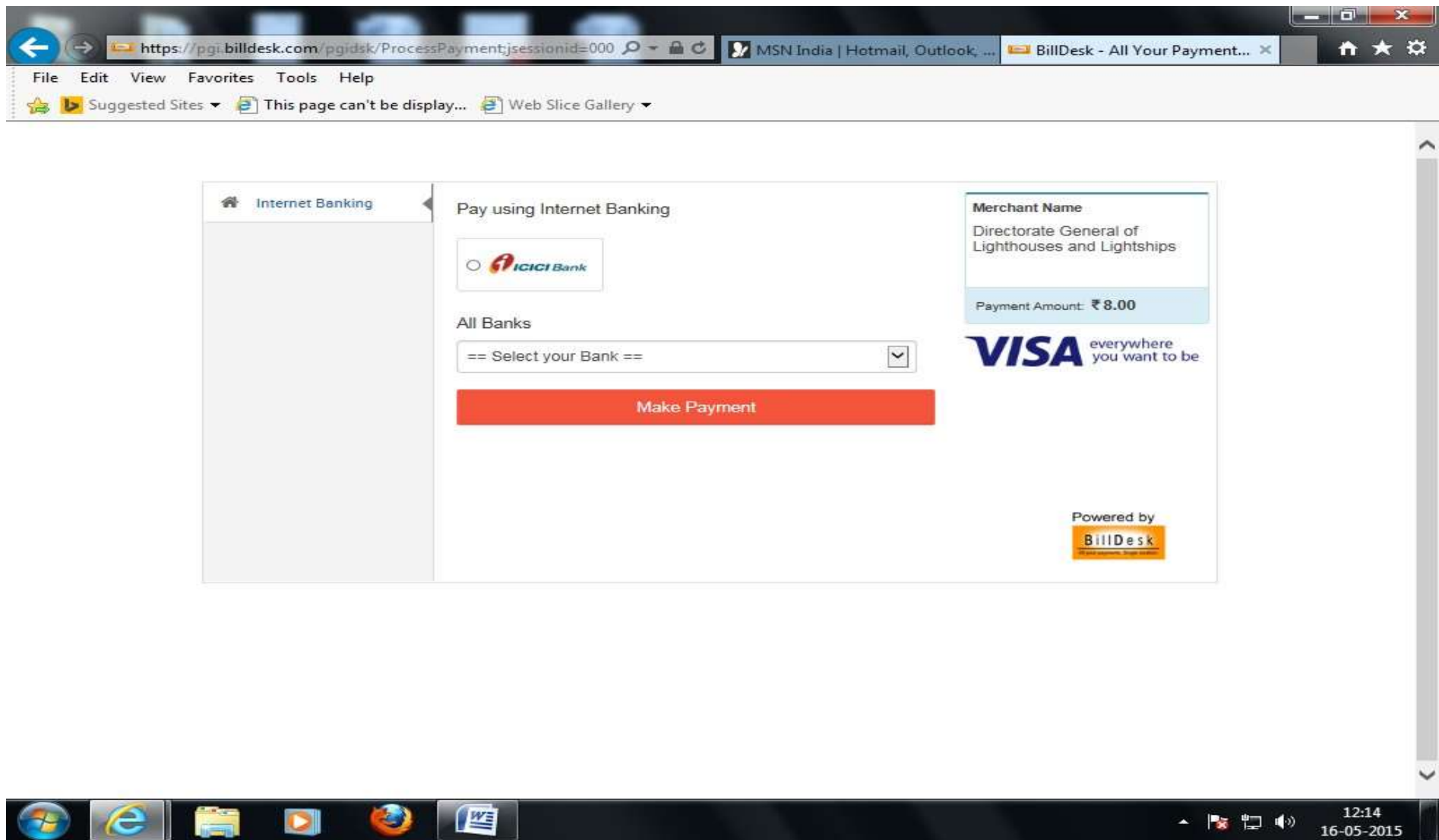
Payment Summary

Net Registered Tonnage :	<input type="text" value="1"/>	per tonnage * Rs.8.00
Deck Cargo (If selection was Yes) :	<input type="text" value="0"/>	per tonnage * Rs.8.00
Amount Payable :	<input type="text" value="8"/>	

MAKE PAYMENT



- 29. The payment Screen for Lightdues will display. This Screen will show the summary of information.
- 30. The Customer after verifying the information can click the button “Make Payment” and he will be directed for net banking payment.



31. Select your Bank and make the payment.

https://uat.billdesk.com/MercOnline/taxpay/taxPayAcknowlegd MSN India | Hotmail, Outlook, ... Acknowledgment Page

File Edit View Favorites Tools Help

Suggested Sites This page can't be display... Web Slice Gallery

दीपस्तंभ और दीपपोत महानिदेशालय
Directorate General of Lighthouses and Lightships
Ministry of Shipping
Our Mission : Safe navigation in the Indian Waters

Name of Merchant: **Directorate General of Lighthouses and Lightships**

Merchant Reference Number: 0000744

Transaction Reference Number: DSYD3804710218

Transaction Amount: 8.00

Transaction Date/Time: 16-05-2015:12:32:54

Transaction Status: **Success**

[CLICK HERE TO VIEW CHALLAN](#) [HOME](#)

12:31
16-05-2015

32. Click the option “Click here to view challan “and the challan will display as below which may be printed out or saved in pdf or click “Home” to go on home page.
33. Show the print out of the payment challan to the Custom for Lightdues clearance.
34. The Custom Officer will verify the challan through the option provided on their website www.icegate.gov.in .



दीपस्तंभ और दीपपोत महानिदेशालय
Directorate General of Lighthouses and Lightships
Ministry of Shipping



Our Mission : Safe navigation in the Indian Waters

Previous Form No: NA

Form Number:	DSYD3804710218	Date:	16/05/2015
Custom House:	NCH Mumbai	IMO No.:	27022015
Name Of Ship:	TEST	Port or State belonging to (FlagState):	BD

On a voyage

From:	GB-LON-London	To:	SG-SIN-Singapore
Name of Master:	Aaa	Date of Arrival:	16/05/2015
Date of Departure:	09/06/2015	Date on which dues became Payable :	16/05/2015
Name of port in India at which dues were last paid:	VTZ-Visakhapatnam	NRT:	1
Whether Additional Deck Cargo other than Container Vessel:	No	NRT:	0
Payment Status:	Success	Payment Reference Number:	NA
Payment Amount (Rs.):	8.00		

For use of Custom House (Custom Officer to sign
and stamp):

Sign & Stamp here

[Print out of Payment Challan](#)

REFUND POLICY FOR ONLINE PAYMENT OF LIGHTDUES

The refund policy for online payment of Lightdues shall be as per S.No. (4) & (7) of Gazette notification published on 26th May 2015 which are as under:-

- (4) In case, the payment fails, M/s Syndicate Bank shall ensure that the payment is remitted to the same accounts & bank from where payment is remitted. Any query from customer to be replied through email which need to be ensured by the bank.

- (7) In case of re-payment of Lightdues based on the recommendation of “Proper Officer” form ILH10 duly certified is to be submitted to Directorate General of Lighthouses & Lightships, Noida.

The Gazette Notification dated 26th May 2015 on Online Payment of Lightdues is available on www.dgll.nic.in.